

UBCMS Master Class

External Embed

Kevin Eye - 5/8/2014

What is the External Embed?

The screenshot displays the UBCMS Demo Site interface. The browser address bar shows the URL <https://ubcms-author.buffalo.edu/content/demo/components/developer/external.html>. The site header includes the University at Buffalo logo and the text "University at Buffalo The State University of New York | REACHING OTHERS". A search bar and navigation tabs for "Students", "Faculty", and "Alumni" are present. The main navigation menu includes "Template Examples", "Component Examples", "Design Examples", and "Tests". The "Component Examples" tab is active, showing a list of component categories: "Content Components", "Shared Content Components", "Developer Components", and "Special Purpose Components". The "Developer Components" category is expanded, showing sub-items like "Shared Content Reference", "HTML Package", "HTML Snippet", "External Embed", "Errors", and "Tab Panel". The "External Embed" component is highlighted. The main content area is titled "External Embed" and contains the text: "This content is drawn in on demand from an [external location](#) through a server-side HTTP request using the CQ 'External' component." Below this text is a box labeled "From external.html" containing a list of links: "Go to page 2", "External page (Google.com)", and "Page with assets". A dashed box below the links is labeled "Drag components or assets here". On the right side of the page, a CQ5 sidebar is visible, showing a list of components: "Core Components", "Form Components", "More Components", "QUnit Testing", "RWD Components", "Related Content Components", "Sidebar Components", and "Specialist Components". The "External Embed" component is selected in the sidebar.

External Embed - UBCMS

<https://ubcms-author.buffalo.edu/content/demo/components/developer/external.html>

University at Buffalo The State University of New York | REACHING OTHERS

SEARCH

INFO FOR: Students Faculty Alumni

Template Examples Component Examples Design Examples Tests > JCR Shell

UBCMS Demo Site > Component Examples > Developer Components > External Embed

Component Examples

- Content Components
- Shared Content Components
- Developer Components
 - > Shared Content Reference
 - > HTML Package
 - > HTML Snippet
 - > External Embed
 - > Errors
 - > Tab Panel
- Special Purpose Components

External Embed

This content is drawn in on demand from an [external location](#) through a server-side HTTP request using the CQ "External" component.

From external.html

- > [Go to page 2](#)
- > [External page \(Google.com\)](#)
- > [Page with assets](#)

External Embed - Example Embed

Drag components or assets here

Drag components or assets here

CQ5

Edit

Inherited

- Core Components
- Form Components
- More Components
- QUnit Testing
- RWD Components
- Related Content Components
- Sidebar Components
- Specialist Components

- External Embed
- HTML Package
- HTML Snippet

Why do we need it?

The screenshot displays the UBCMS Demo Site interface. The browser address bar shows the URL <https://ubcms-author.buffalo.edu/content/demo/components/developer/external.html>. The site header includes the University at Buffalo logo and the text "University at Buffalo The State University of New York | REACHING OTHERS". A search bar and navigation tabs for "Students", "Faculty", and "Alumni" are present. The main navigation menu includes "Template Examples", "Component Examples", "Design Examples", and "Tests". The "Component Examples" tab is active, showing a list of component categories: "Content Components", "Shared Content Components", "Developer Components", and "Special Purpose Components". The "Developer Components" category is expanded, showing sub-items like "Shared Content Reference", "HTML Package", "HTML Snippet", "External Embed", "Errors", and "Tab Panel". The "External Embed" component is selected, and its configuration page is displayed. The page title is "External Embed". The description states: "This content is drawn in on demand from an [external location](#) through a server-side HTTP request using the CQ 'External' component." Below the description, there is a section titled "From external.html" with a list of links: "Go to page 2", "External page (Google.com)", and "Page with assets". A dashed box labeled "Drag components or assets here" is shown below the links. On the right side, a CQ5 sidebar is visible, showing a list of components: "Core Components", "Form Components", "More Components", "JUnit Testing", "RWD Components", "Related Content Components", "Sidebar Components", and "Specialist Components". The "External Embed" component is highlighted in the sidebar.

External Embed - UBCMS

<https://ubcms-author.buffalo.edu/content/demo/components/developer/external.html>

University at Buffalo The State University of New York | REACHING OTHERS

UBCMS Demo Site

SEARCH

INFO FOR: Students Faculty Alumni

Template Examples Component Examples Design Examples Tests > JCR Shell

UBCMS Demo Site > Component Examples > Developer Components > External Embed

External Embed

This content is drawn in on demand from an [external location](#) through a server-side HTTP request using the CQ "External" component.

From external.html

- > [Go to page 2](#)
- > [External page \(Google.com\)](#)
- > [Page with assets](#)

External Embed - Example Embed

Drag components or assets here

Component Examples

- Content Components
- Shared Content Components
- Developer Components
 - > Shared Content Reference
 - > HTML Package
 - > HTML Snippet
 - > External Embed
 - > Errors
 - > Tab Panel
- Special Purpose Components

Edit

Inherited Paragraphs

Drag components or assets here

CQ5

Edit

Inherited

- Core Components
- Form Components
- More Components
- JUnit Testing
- RWD Components
- Related Content Components
- Sidebar Components
- Specialist Components

- External Embed
- HTML Package
- HTML Snippet

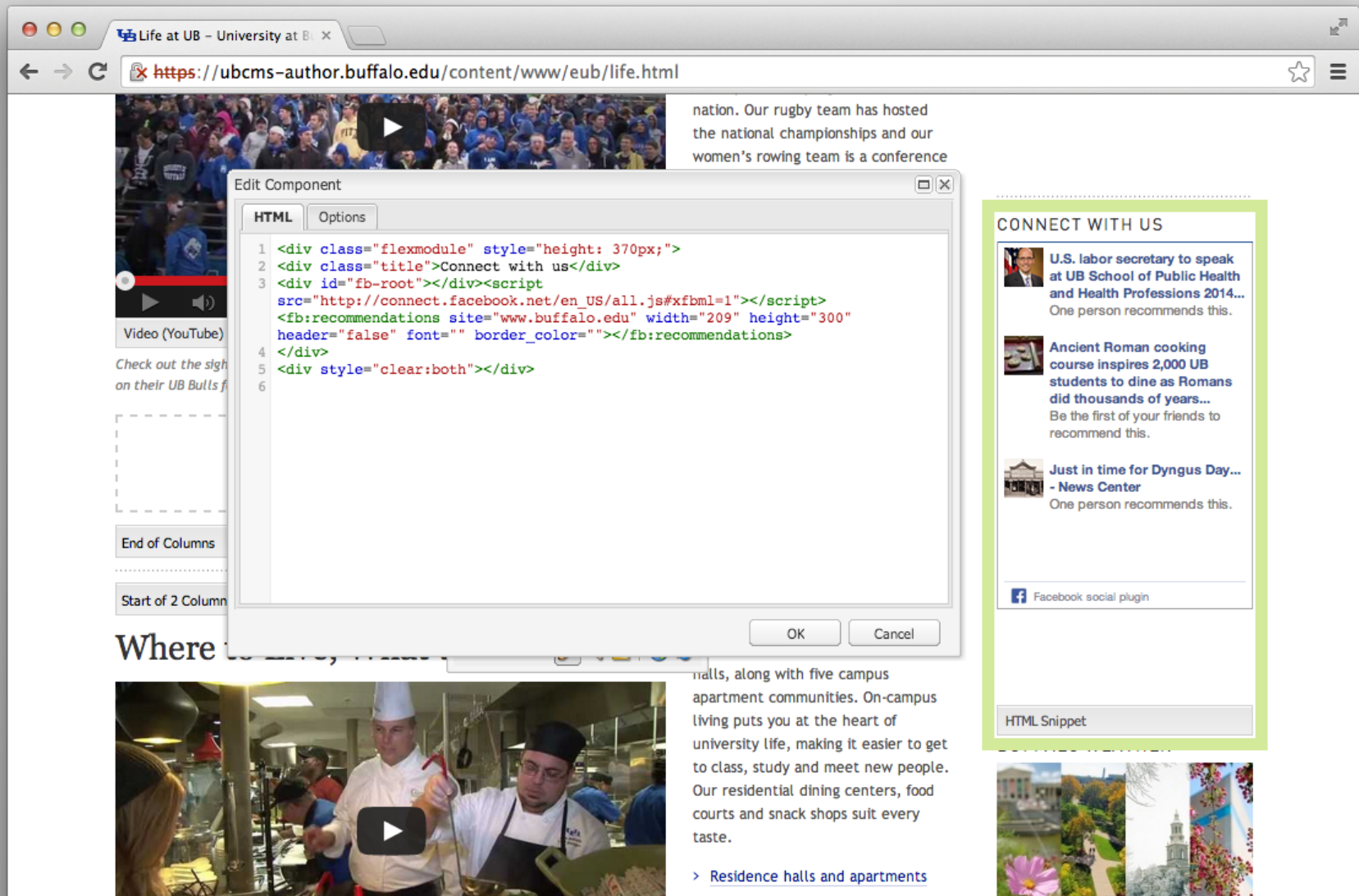
Why do we need it?



Alternatives

- HTML Component
- `<iframe>`
- AJAX
- REST API
(use CMS pieces in your app)

HTML Component



HTML Component

The screenshot shows a web browser window with two tabs: 'Life at UB - University at B...' and 'Like Button'. The address bar displays the URL `https://developers.facebook.com/docs/plugins/like-button`. The page header is a dark blue bar with navigation links: 'Developers', 'Apps', 'Products', 'Docs' (selected), 'Tools', and 'Support'. A search bar on the right says 'Search in docs'. On the left, a sidebar lists 'Product Docs' (Login, Sharing, Social Plugins) and 'Social Plugins' (Like Button, Share Button, Send Button, Embedded Posts, Follow Button, Comments, Activity Feed, Recommendations Feed, Recommendations Bar). The main content area is titled 'Like Button' and contains the following text:

The Like button is the quickest way for people to share content with their friends.

A single click on the Like button will 'like' pieces of content on the web and share them on Facebook. You can also display a Share button next to the Like button to let people add a personal message and customize who they share with.

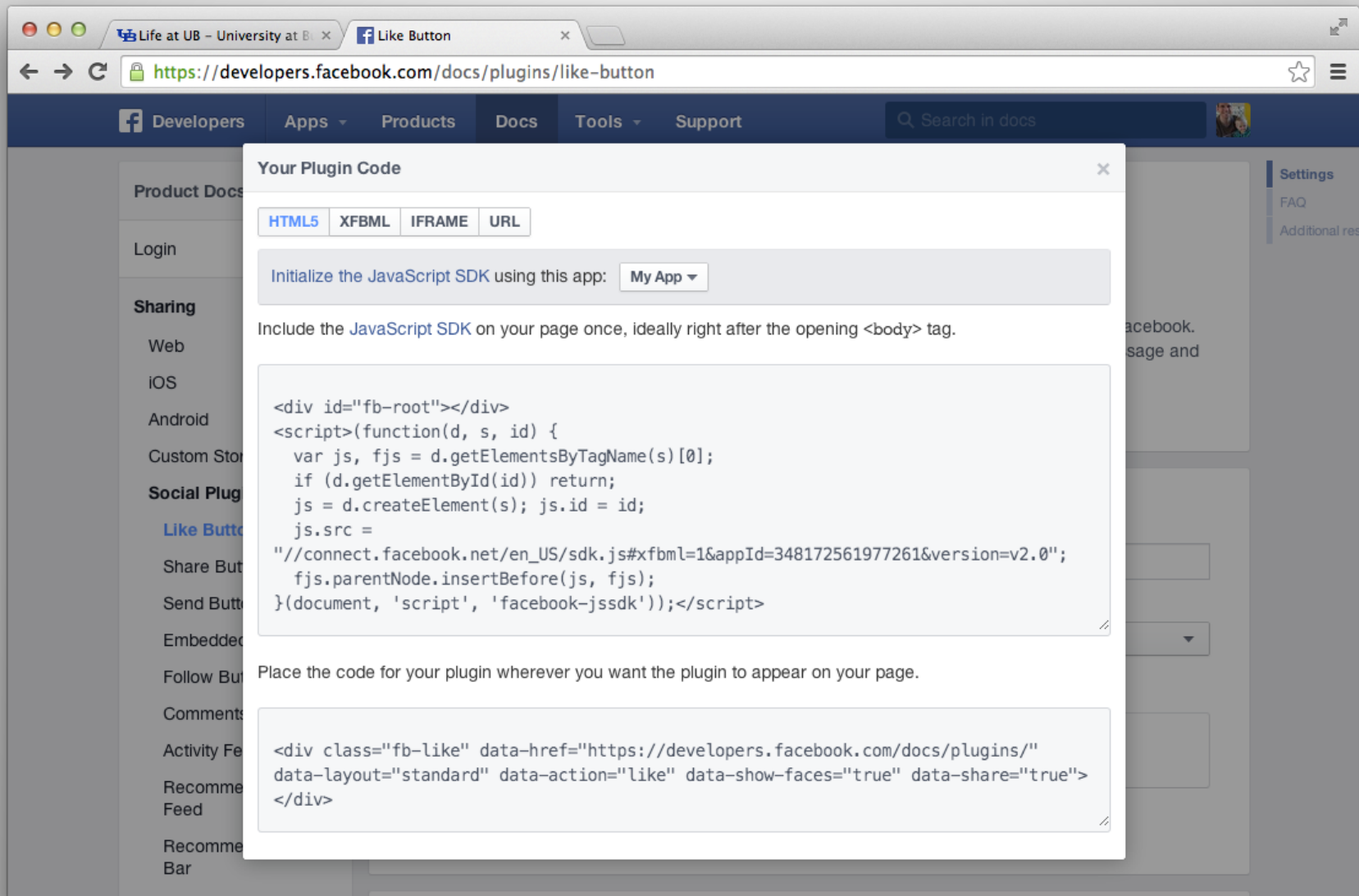
Below the text is a configuration form with the following fields:

- URL to Like:** `https://developers.facebook.com/docs/plugins/`
- Width:** `The pixel width of the plugin`
- Layout:** `standard` (dropdown menu)
- Action Type:** `like` (dropdown menu)
- ☒ **Show Friends' Faces**
- ☒ **Include Share Button**

A preview of the button is shown in a box, displaying a Facebook 'Like' button and a 'Share' button next to it, with the text '503,729 people like this. Be the first of your friends.' Below the preview is a 'Get Code' button.

The footer of the browser window shows the full URL: `https://developers.facebook.com/plugins/code?path=like&href=https%3A%2F%2Fdevelopers.facebook.com%2Fdocs%2Fplugins%2F&width&show_faces=true&share=true&layout=standard&action=like`

HTML Component



The screenshot shows a web browser window with the URL <https://developers.facebook.com/docs/plugins/like-button>. The page is titled "Your Plugin Code" and has tabs for "HTML5", "XFBML", "IFRAME", and "URL". The "HTML5" tab is selected.

Below the tabs, there is a section for "Initialize the JavaScript SDK using this app:" with a dropdown menu set to "My App".

The main content area contains the following code:

```
<div id="fb-root"></div>
<script>(function(d, s, id) {
  var js, fjs = d.getElementsByTagName(s)[0];
  if (d.getElementById(id)) return;
  js = d.createElement(s); js.id = id;
  js.src =
    "//connect.facebook.net/en_US/sdk.js#xfbml=1&appId=348172561977261&version=v2.0";
  fjs.parentNode.insertBefore(js, fjs);
})(document, 'script', 'facebook-jssdk');</script>
```

Below the code, there is a note: "Place the code for your plugin wherever you want the plugin to appear on your page."

At the bottom, there is a code block for the HTML component:

```
<div class="fb-like" data-href="https://developers.facebook.com/docs/plugins/"
  data-layout="standard" data-action="like" data-show-faces="true" data-share="true">
</div>
```

<iframe>

The screenshot shows a web browser window with the URL `https://ubcms-author.buffalo.edu/content/www/ubit/forms/request-it-consultation.html`. The page is titled "Request a Consultation about IT Services" and is part of the "University at Buffalo" website. The main content area is titled "Request CIT Critical Site Consultation" and contains a form with fields for "Your Name (Required)", "Your UBITName (Required)", "Requested on Behalf of Name", and "Requested on Behalf of UBITName". A sidebar on the left lists "Forms" and "Related Links". A search bar and navigation menu are at the top. An "Edit Component" dialog box is open over the form, showing the HTML code for an iframe that embeds the consultation form.

Request a Consultation about IT Services

<https://ubcms-author.buffalo.edu/content/www/ubit/forms/request-it-consultation.html>

University at Buffalo The State University of New York | REACHING OTHERS

SEARCH UBIT

UB Information Technology

INFO FOR: Students Faculty Staff

Service Guides News and Alerts Service Lists IT Policies About Us > Forms > Help

UPDATE: UBIT SECURITY ALERT, 5/7/14:
Cyber-Related Scams Targeting Universities, Employees and Students

UBIT > Forms > Request a Consultation about IT Services

Forms

- All UBIT Forms
- Forms for Commonly Used Services
- Forms for Teaching and Learning Services
- Request a Network, Phone, or Classroom Services Consultation

Related Links

- > Fees for Services

Edit

Drag components or assets here

Request CIT Critical Site Consultation

Request a consultation with a Network and/or CIT server resources or network equipment. You must be CIT staff to be eligible for this request. If you have been assigned to your request.

Your Name (Required)

Your UBITName (Required)

Requested on Behalf of Name

Leave blank if requesting for yourself

Requested on Behalf of UBITName

Leave blank if requesting for yourself

Edit Component

HTML Options

```
1 <iframe width="100%" height="1400" frameBorder="0"
src="https://int.oss.buffalo.edu/Forms/New_WCI/service_
_critical_consult.cgi" style="border: 0px;"></iframe>
```

OK Cancel

AJAX

The screenshot shows a web browser window with the URL <https://ubcms-author.buffalo.edu/content/www/internationaladmissions/recruitment-event-calendar.html>. The page is titled "International Undergraduate" and features a "We are coming to you" section. A search bar is visible with the text "Search for recruitment".

An "Edit Component" dialog box is open, showing the HTML snippet for the "WORLDWIDE RECRUITMENT EVENT" section. The snippet contains the following JavaScript code:

```
1 <script src="https://maps.googleapis.com/maps/api/js?v=3.exp&sensor=false"></script>
2 <script>
3 var geocoder;
4 var map;
5 var bigmap;
6 var eventFair_dispaArr=[];
7 function initialize() {
8   geocoder = new google.maps.Geocoder();
9   var latlng = new google.maps.LatLng(27, 0);
10  var mapOptions = {
11    zoom: 8,
12    center: latlng,
13    mapTypeId: google.maps.MapTypeId.ROADMAP
14  }
15  var bigmapOptions = {
16    zoom: 1,
17    center: latlng,
18    mapTypeId: google.maps.MapTypeId.ROADMAP
19  }
20  map = new google.maps.Map(document.getElementById('map-canvas'), mapOptions);
21  bigmap = new google.maps.Map(document.getElementById('bigmap-canvas'), bigmapOptions);
22
23  google.maps.event.addListenerOnce(bigmap, 'idle', function(){
24    placeEventMarkers();
25    //alert("thisworks");
26  });
```

The background page shows a map of the world with red location pins, a "Choose a country:" dropdown menu, and a "SHOW ALL" button. The map is labeled with "NORTH AMERICA", "EUROPE", and "ASIA". The "Choose a country:" dropdown menu is currently set to "SHOW ALL".

REST API

REST API allows direct access to individual component HTML or data.

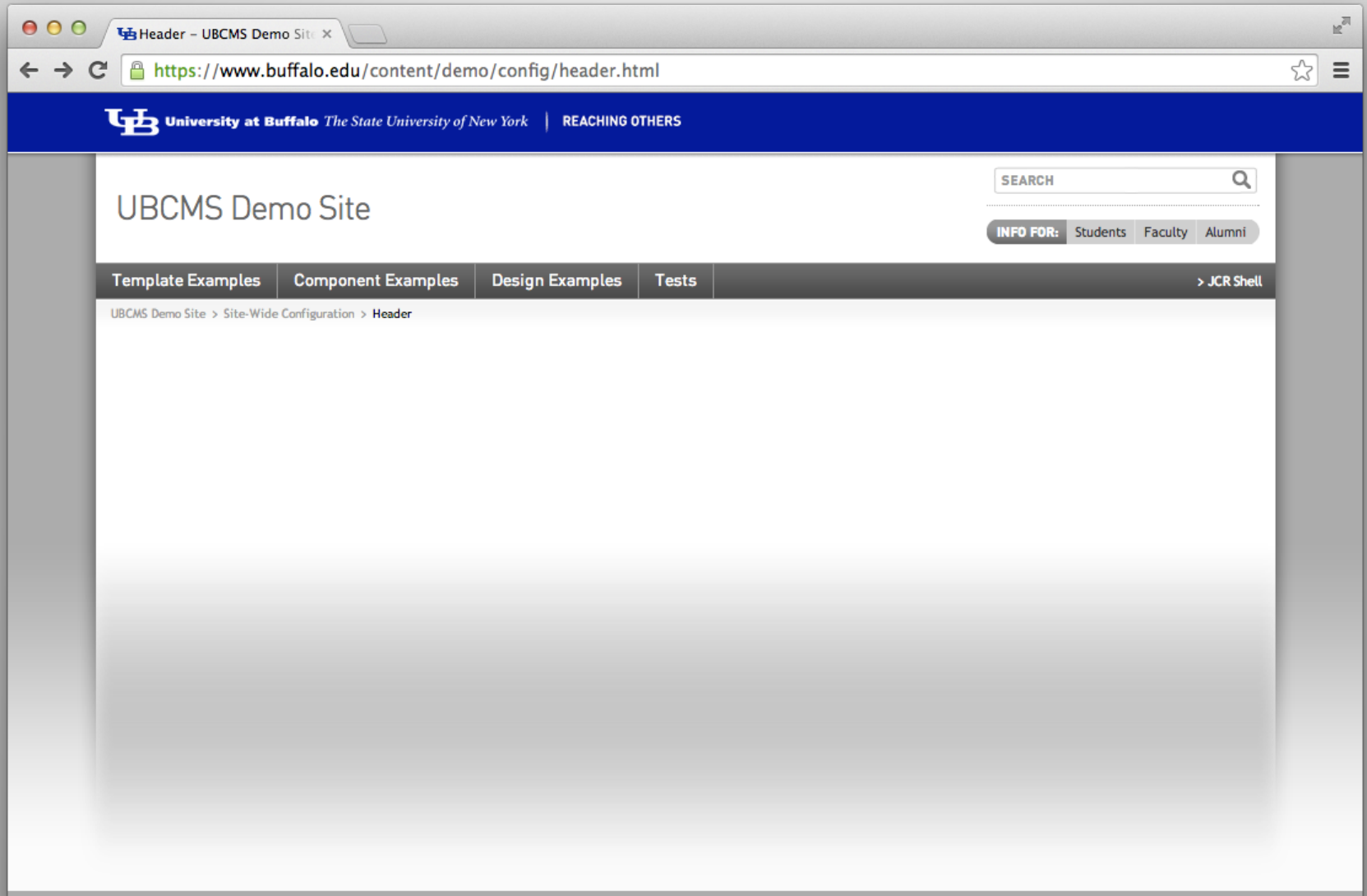
Cache UBCMS-managed content on your server and include it in your app:

- Header
- Navigation
- Shared content

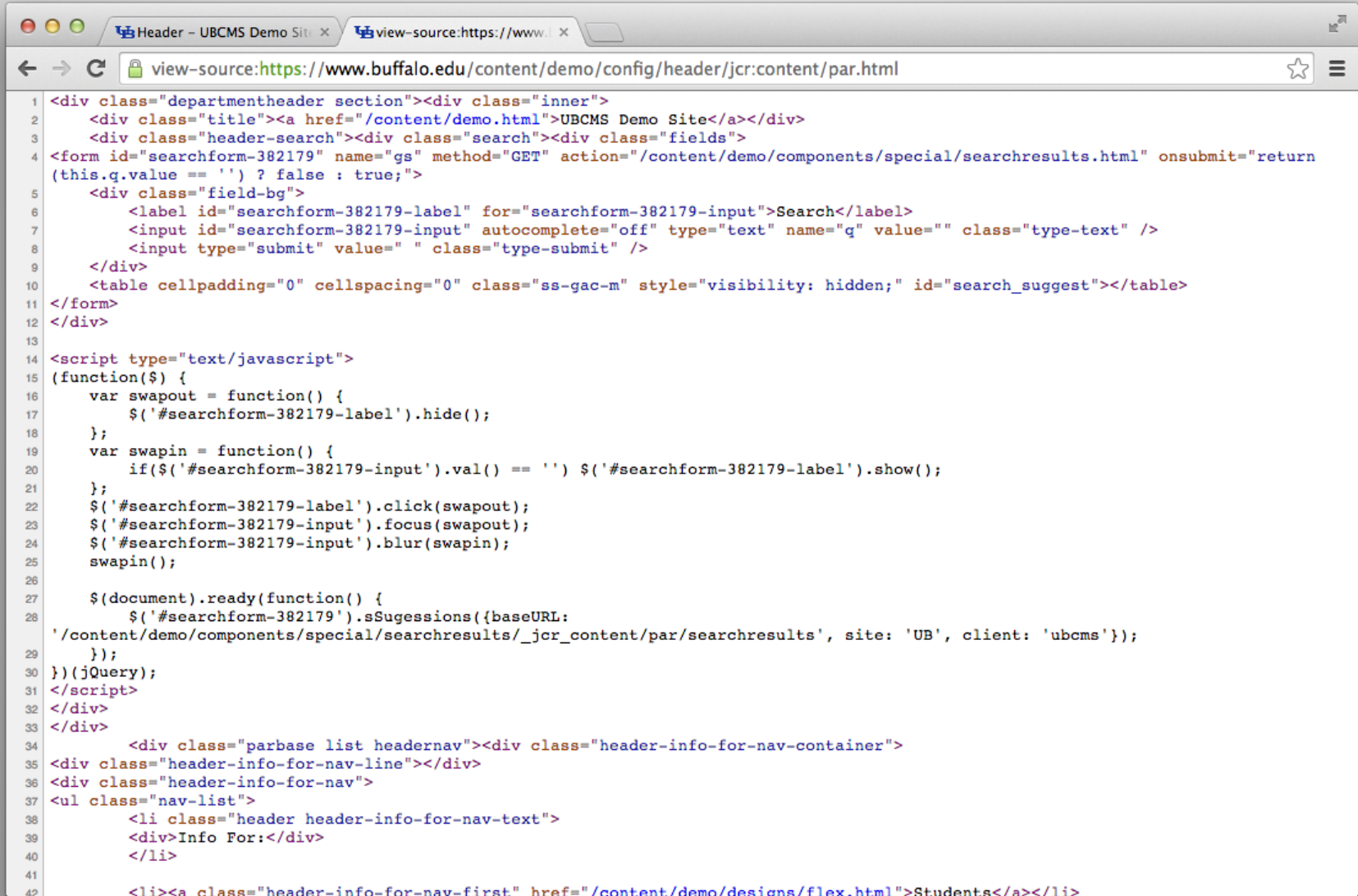
Directly reference UBCMS assets:

- CSS
- Images

REST API



REST API

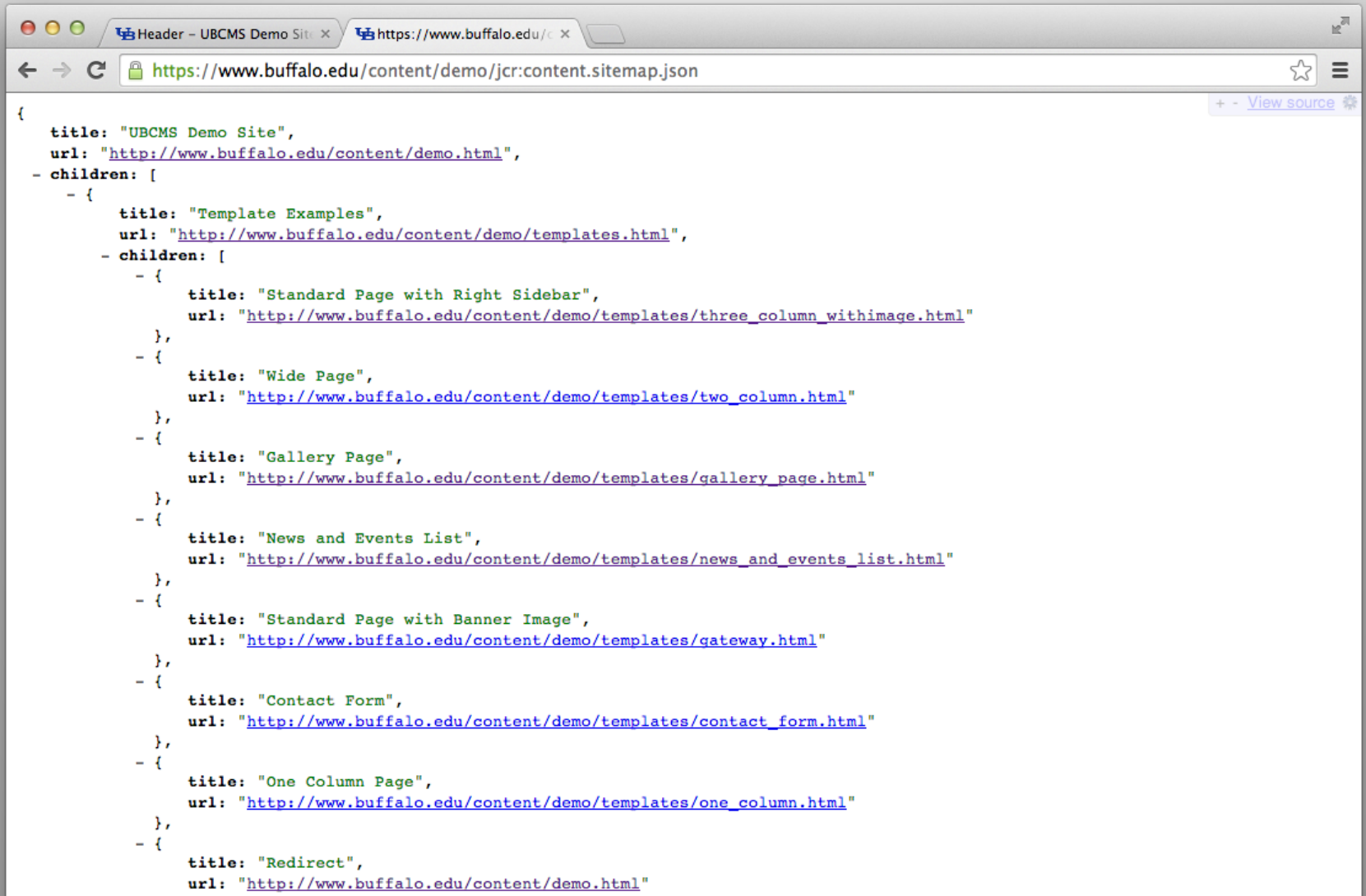


```
1 <div class="departmentheader section"><div class="inner">
2   <div class="title"><a href="/content/demo.html">UBCMS Demo Site</a></div>
3   <div class="header-search"><div class="search"><div class="fields">
4     <form id="searchform-382179" name="gs" method="GET" action="/content/demo/components/special/searchresults.html" onsubmit="return
      (this.q.value == '') ? false : true;">
5       <div class="field-bg">
6         <label id="searchform-382179-label" for="searchform-382179-input">Search</label>
7         <input id="searchform-382179-input" autocomplete="off" type="text" name="q" value="" class="type-text" />
8         <input type="submit" value=" " class="type-submit" />
9       </div>
10      <table cellpadding="0" cellspacing="0" class="ss-gac-m" style="visibility: hidden;" id="search_suggest"></table>
11    </form>
12  </div>
13
14  <script type="text/javascript">
15  (function($) {
16    var swapout = function() {
17      $('#searchform-382179-label').hide();
18    };
19    var swapin = function() {
20      if($('#searchform-382179-input').val() == '') $('#searchform-382179-label').show();
21    };
22    $('#searchform-382179-label').click(swapout);
23    $('#searchform-382179-input').focus(swapout);
24    $('#searchform-382179-input').blur(swapin);
25    swapin();
26
27    $(document).ready(function() {
28      $('#searchform-382179').suggestions({baseURL:
29        '/content/demo/components/special/searchresults/_jcr_content/par/searchresults', site: 'UB', client: 'ubcms'});
30    })(jQuery);
31  </script>
32 </div>
33 </div>
34   <div class="parbase list headernav"><div class="header-info-for-nav-container">
35   <div class="header-info-for-nav-line"></div>
36   <div class="header-info-for-nav">
37     <ul class="nav-list">
38       <li class="header header-info-for-nav-text">
39         <div>Info For:</div>
40       </li>
41       <li><a class="header-info-for-nav-first" href="/content/demo/designs/flex.html">Students</a></li>
42     </ul>
43   </div>
44 </div>
```

REST API

```
1 <div class="topnav-inner">
2   <div class="main"><ul class="menu"><li class="first"><a href="/content/demo/templates.html"><span class="container">Template
Examples</span></a><div class="topnav-submenu-container"><ul class="submenu clearfix"><li class="first"><a
href="/content/demo/templates/three_column_withimage.html">Standard Page with Right Sidebar</a></li><li><a
href="/content/demo/templates/two_column.html">Wide Page</a></li><li><a href="/content/demo/templates/gallery_page.html">Gallery
Page</a></li><li><a href="/content/demo/templates/news_and_events_list.html">News and Events List</a></li><li><a
href="/content/demo/templates/gateway.html">Standard Page with Banner Image</a></li><li><a
href="/content/demo/templates/contact_form.html">Contact Form</a></li><li><a href="/content/demo/templates/one_column.html">One
Column Page</a></li><li><a href="/content/demo.html">Redirect</a></li><li><a href="http://www.google.com">External Redirect</a></li>
<li><a href="/content/demo/templates/home_pages.html">Home Pages</a></li><li><a
href="/content/demo/templates/archived_templates.html">Archived Templates</a></li><li><a
href="/content/demo/templates/Wide_Page_No_Left_Navigation.html">Wide Page No Left Navigation</a></li><li><a
href="/content/demo/templates/wide-no-nav-with-banner.html">Wide no Nav with Banner</a></li><li class="last"><a
href="/content/demo/templates/blog.html">UBCMS Blog Prototype</a></li></ul><div class="relatedLinks relatedlinksreference"><div
class="nav-related-links">
3 <div class="subnav-title">Related Links</div>
4 <div class="par parsys"><div class="relatedlinks parbase list section"><ul class="link-list"><li>
5   <div class="page contentpage"><span class="teaser teaser-inline">
6     <a href="/content/demo/components.html"><span class="teaser-inner">
7       <span class="teaser-date">4/24/14</span>
8       <span class="teaser-title">Components</span>
9     </span>
10    </a></span>
11  </div>
12 </li>
13 </ul></div>
14 </div>
15 </div>
16 </div>
17 </div></li><li><a href="/content/demo/components.html"><span class="container">Component Examples</span></a><div class="topnav-
submenu-container"><ul class="submenu clearfix"><li class="first"><a href="/content/demo/components/content.html">Content
Components</a></li><li><a href="/content/demo/components/content/titles.html">Title</a></li><li><a
href="/content/demo/components/content/calltoactionpage.html">Call To Action</a></li><li><a
href="/content/demo/components/content/image.html">Photo</a></li><li><a href="/content/demo/components/content/zoom.html">Photo:
Zoom</a></li><li><a href="/content/demo/components/content/floatedimage.html">Photo: Float</a></li><li><a
href="/content/demo/components/content/gallery.html">Photo Gallery</a></li><li><a href="/content/demo/components/content/photo-
slideshow.html">Photo Slideshow</a></li><li><a href="/content/demo/components/content/list.html">List Builder</a></li><li><a
href="/content/demo/components/content/directorylist.html">Directory List</a></li><li><a
href="/content/demo/components/content/divider.html">Divider</a></li><li><a
href="/content/demo/components/content/columns.html">Column Control</a></li><li><a
href="/content/demo/components/content/assetstoolpage.html">Related Content Components</a></li><li><a
href="/content/demo/components/content/flexmodule.html">Flex Module</a></li><li><a
href="/content/demo/components/content/youtubevideo.html">YouTube Video</a></li><li><a
```

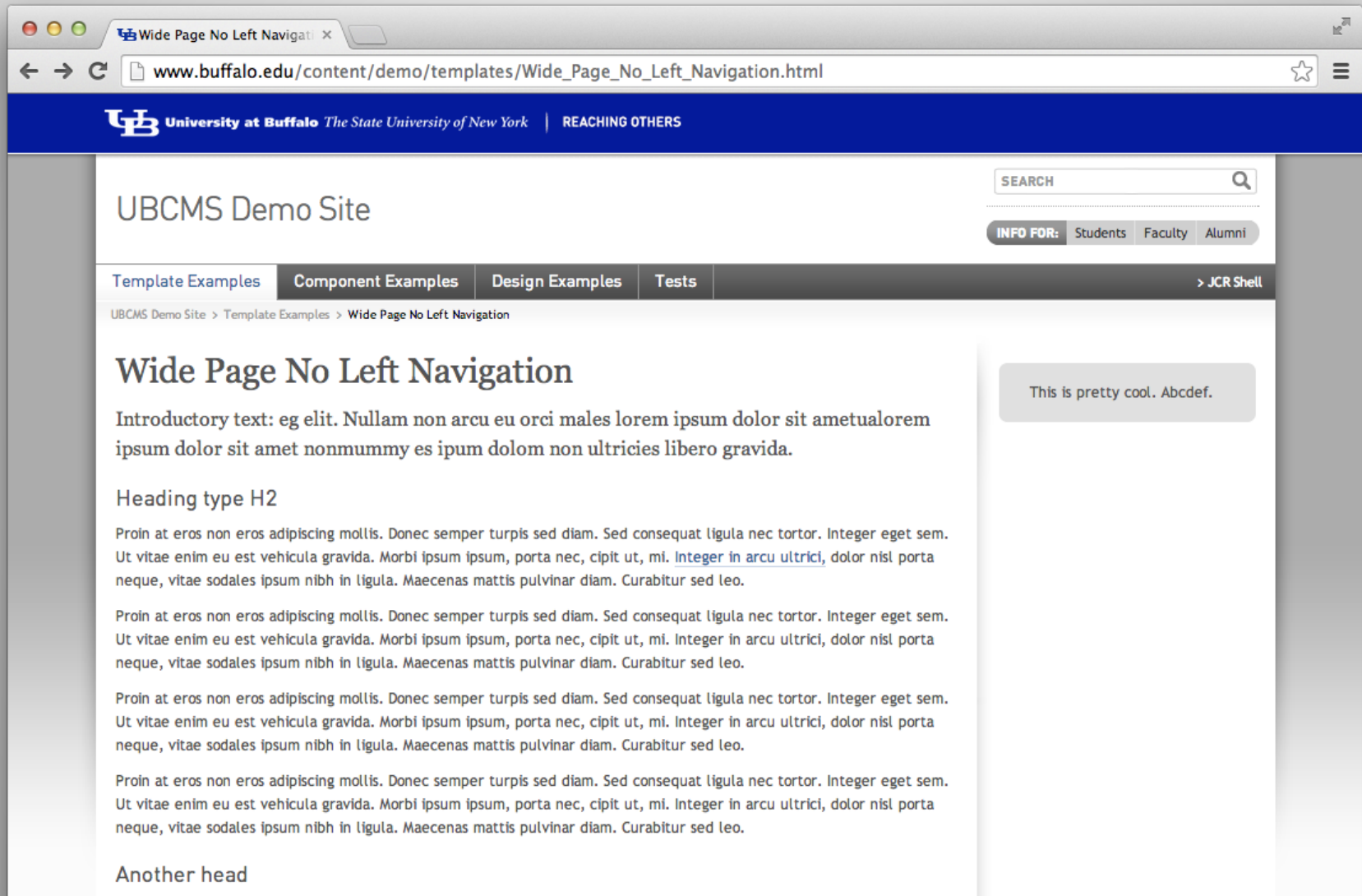
REST API



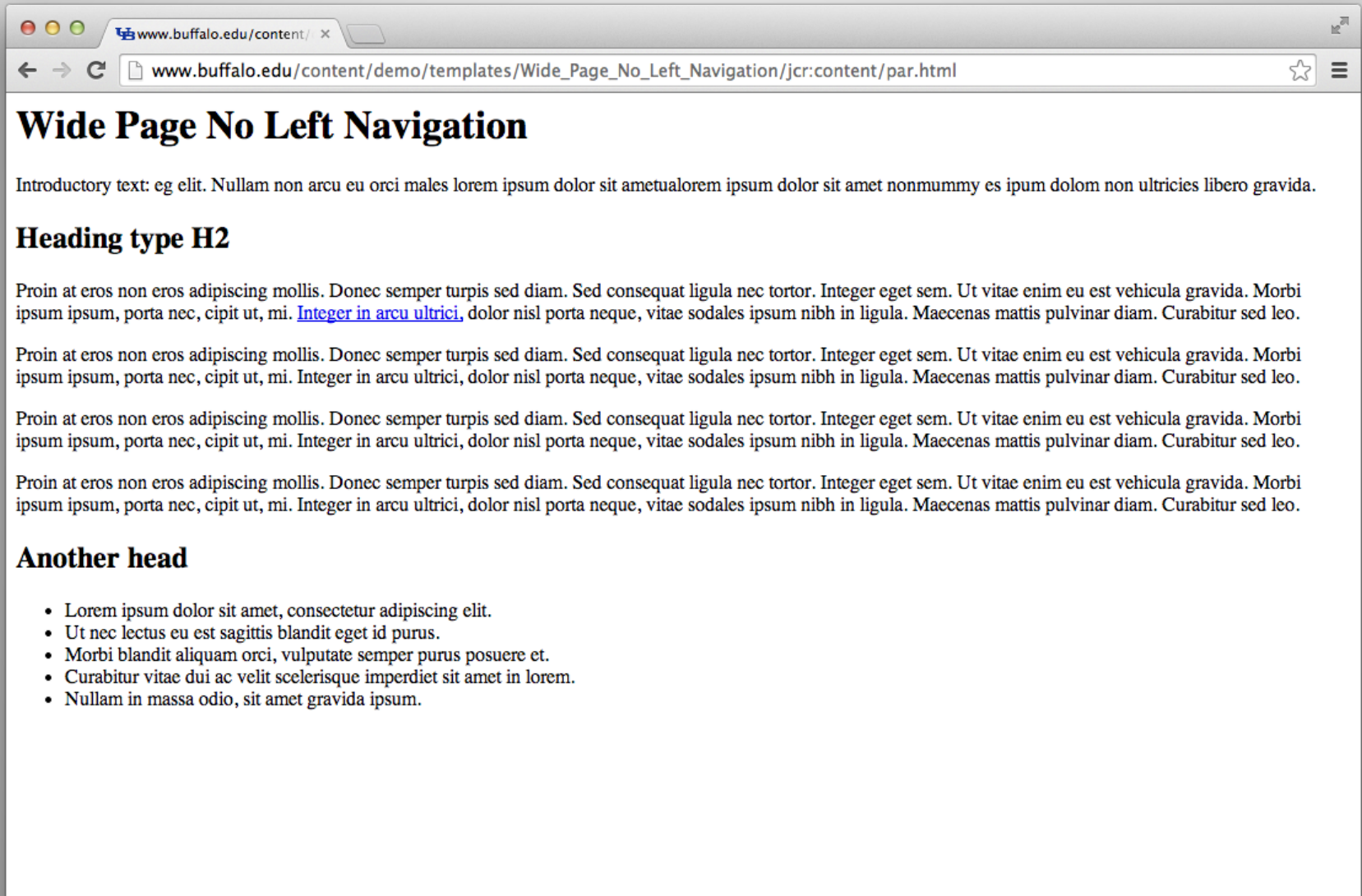
The screenshot shows a web browser window with two tabs. The active tab is titled "Header - UBCMS Demo Site" and the address bar shows the URL "https://www.buffalo.edu/content/demo/jcr:content.sitemap.json". The browser's address bar also includes a star icon and a menu icon. The main content area displays a JSON response from the REST API, which is a sitemap. The JSON is formatted with syntax highlighting, showing titles and URLs for various pages. A "View source" link is visible in the top right corner of the content area.

```
{
  title: "UBCMS Demo Site",
  url: "http://www.buffalo.edu/content/demo.html",
  children: [
    {
      title: "Template Examples",
      url: "http://www.buffalo.edu/content/demo/templates.html",
      children: [
        {
          title: "Standard Page with Right Sidebar",
          url: "http://www.buffalo.edu/content/demo/templates/three_column_withimage.html"
        },
        {
          title: "Wide Page",
          url: "http://www.buffalo.edu/content/demo/templates/two_column.html"
        },
        {
          title: "Gallery Page",
          url: "http://www.buffalo.edu/content/demo/templates/gallery_page.html"
        },
        {
          title: "News and Events List",
          url: "http://www.buffalo.edu/content/demo/templates/news_and_events_list.html"
        },
        {
          title: "Standard Page with Banner Image",
          url: "http://www.buffalo.edu/content/demo/templates/gateway.html"
        },
        {
          title: "Contact Form",
          url: "http://www.buffalo.edu/content/demo/templates/contact_form.html"
        },
        {
          title: "One Column Page",
          url: "http://www.buffalo.edu/content/demo/templates/one_column.html"
        },
        {
          title: "Redirect",
          url: "http://www.buffalo.edu/content/demo.html"
        }
      ]
    }
  ]
}
```

REST API



REST API



Wide Page No Left Navigation

Introductory text: eg elit. Nullam non arcu eu orci males lorem ipsum dolor sit ametualorem ipsum dolor sit amet nonmummy es ipum dolom non ultricies libero gravida.

Heading type H2

Proin at eros non eros adipiscing mollis. Donec semper turpis sed diam. Sed consequat ligula nec tortor. Integer eget sem. Ut vitae enim eu est vehicula gravida. Morbi ipsum ipsum, porta nec, cipit ut, mi. [Integer in arcu ultrici](#), dolor nisl porta neque, vitae sodales ipsum nibh in ligula. Maecenas mattis pulvinar diam. Curabitur sed leo.

Proin at eros non eros adipiscing mollis. Donec semper turpis sed diam. Sed consequat ligula nec tortor. Integer eget sem. Ut vitae enim eu est vehicula gravida. Morbi ipsum ipsum, porta nec, cipit ut, mi. Integer in arcu ultrici, dolor nisl porta neque, vitae sodales ipsum nibh in ligula. Maecenas mattis pulvinar diam. Curabitur sed leo.

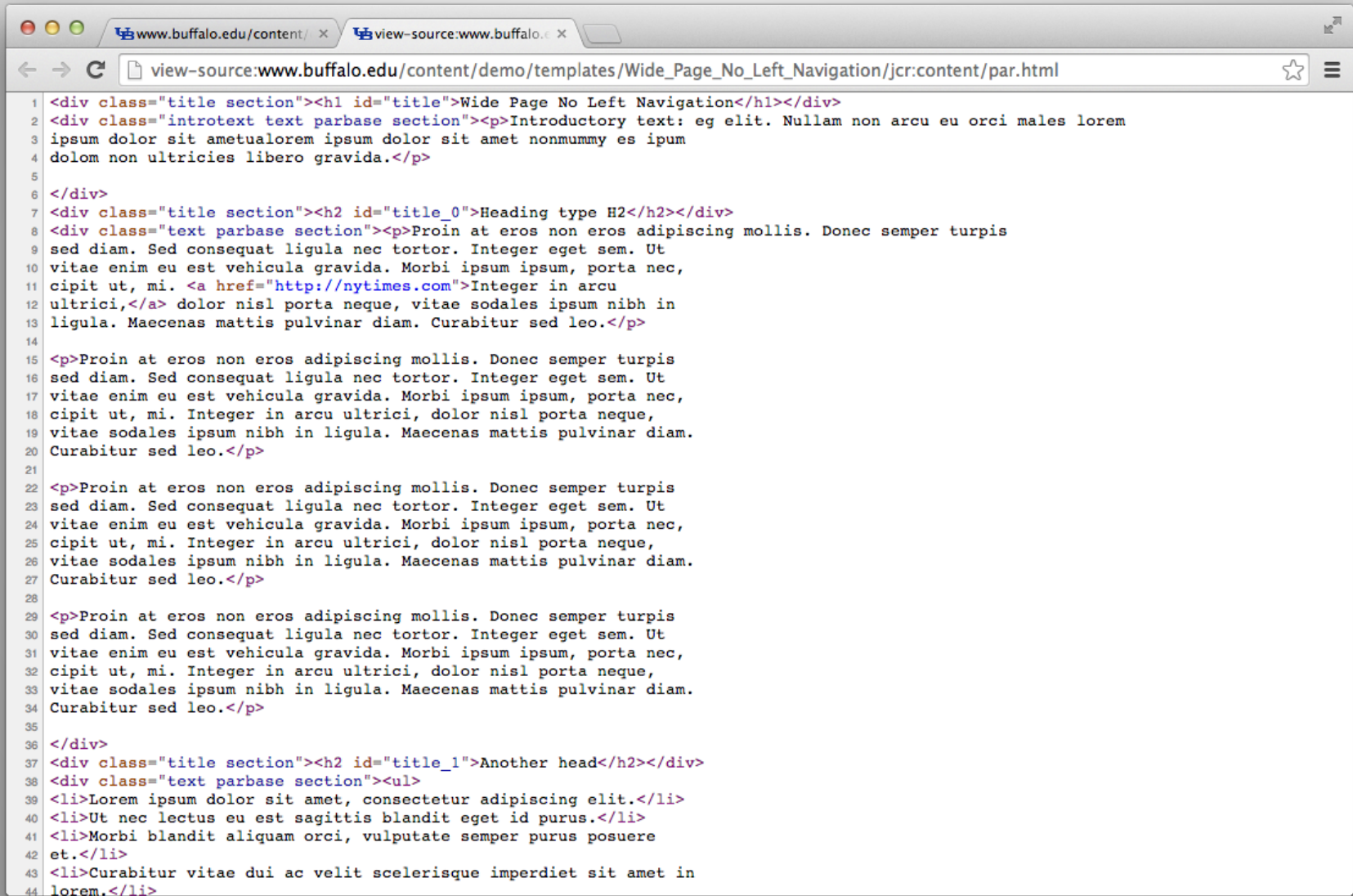
Proin at eros non eros adipiscing mollis. Donec semper turpis sed diam. Sed consequat ligula nec tortor. Integer eget sem. Ut vitae enim eu est vehicula gravida. Morbi ipsum ipsum, porta nec, cipit ut, mi. Integer in arcu ultrici, dolor nisl porta neque, vitae sodales ipsum nibh in ligula. Maecenas mattis pulvinar diam. Curabitur sed leo.

Proin at eros non eros adipiscing mollis. Donec semper turpis sed diam. Sed consequat ligula nec tortor. Integer eget sem. Ut vitae enim eu est vehicula gravida. Morbi ipsum ipsum, porta nec, cipit ut, mi. Integer in arcu ultrici, dolor nisl porta neque, vitae sodales ipsum nibh in ligula. Maecenas mattis pulvinar diam. Curabitur sed leo.

Another head

- Lorem ipsum dolor sit amet, consectetur adipiscing elit.
- Ut nec lectus eu est sagittis blandit eget id purus.
- Morbi blandit aliquam orci, vulputate semper purus posuere et.
- Curabitur vitae dui ac velit scelerisque imperdiet sit amet in lorem.
- Nullam in massa odio, sit amet gravida ipsum.

REST API



```
1 <div class="title section"><h1 id="title">Wide Page No Left Navigation</h1></div>
2 <div class="introtext text parbase section"><p>Introductory text: eg elit. Nullam non arcu eu orci males lorem
3 ipsum dolor sit ametualorem ipsum dolor sit amet nonmummy es ipum
4 dolom non ultricies libero gravida.</p>
5
6 </div>
7 <div class="title section"><h2 id="title_0">Heading type H2</h2></div>
8 <div class="text parbase section"><p>Proin at eros non eros adipiscing mollis. Donec semper turpis
9 sed diam. Sed consequat ligula nec tortor. Integer eget sem. Ut
10 vitae enim eu est vehicula gravida. Morbi ipsum ipsum, porta nec,
11 cipit ut, mi. <a href="http://nytimes.com">Integer in arcu
12 ultrici,</a> dolor nisl porta neque, vitae sodales ipsum nibh in
13 ligula. Maecenas mattis pulvinar diam. Curabitur sed leo.</p>
14
15 <p>Proin at eros non eros adipiscing mollis. Donec semper turpis
16 sed diam. Sed consequat ligula nec tortor. Integer eget sem. Ut
17 vitae enim eu est vehicula gravida. Morbi ipsum ipsum, porta nec,
18 cipit ut, mi. Integer in arcu ultrici, dolor nisl porta neque,
19 vitae sodales ipsum nibh in ligula. Maecenas mattis pulvinar diam.
20 Curabitur sed leo.</p>
21
22 <p>Proin at eros non eros adipiscing mollis. Donec semper turpis
23 sed diam. Sed consequat ligula nec tortor. Integer eget sem. Ut
24 vitae enim eu est vehicula gravida. Morbi ipsum ipsum, porta nec,
25 cipit ut, mi. Integer in arcu ultrici, dolor nisl porta neque,
26 vitae sodales ipsum nibh in ligula. Maecenas mattis pulvinar diam.
27 Curabitur sed leo.</p>
28
29 <p>Proin at eros non eros adipiscing mollis. Donec semper turpis
30 sed diam. Sed consequat ligula nec tortor. Integer eget sem. Ut
31 vitae enim eu est vehicula gravida. Morbi ipsum ipsum, porta nec,
32 cipit ut, mi. Integer in arcu ultrici, dolor nisl porta neque,
33 vitae sodales ipsum nibh in ligula. Maecenas mattis pulvinar diam.
34 Curabitur sed leo.</p>
35
36 </div>
37 <div class="title section"><h2 id="title_1">Another head</h2></div>
38 <div class="text parbase section"><ul>
39 <li>Lorem ipsum dolor sit amet, consectetur adipiscing elit.</li>
40 <li>Ut nec lectus eu est sagittis blandit eget id purus.</li>
41 <li>Morbi blandit aliquam orci, vulputate semper purus posuere
42 et.</li>
43 <li>Curabitur vitae dui ac velit scelerisque imperdiet sit amet in
44 lorem.</li>
```

External Embed Examples

The screenshot shows a web browser window displaying the UBCMS Demo Site. The address bar shows the URL: <https://ubcms-author.buffalo.edu/content/demo/components/special/searchresults.html?q=kittens>. The page header includes the University at Buffalo logo and the text "University at Buffalo The State University of New York | REACHING OTHERS". A search bar in the top right corner contains the text "CQ5". Below the header, a navigation bar shows "Template Examples", "Component Examples", "Design Examples", and "Tests". The "Component Examples" tab is selected, and the "Search Results" sub-tab is active. The main content area displays search results for the keyword "kittens". A search bar at the top of the results section contains the text "kittens". Below the search bar, the text "Searched for 'kittens'" is displayed, followed by "Results 1 - 10 of about 210". The results are sorted by date. The first result is titled "Peace Kittens K. Silem Mohammad" and includes a brief description and a link to the full article. The second result is titled "[PDF] Wanted: Kitten Mitten Salesman" and includes a brief description and a link to the full document. The third result is titled "nucats" and includes a brief description and a link to the full article. The fourth result is titled "Gumshoes, Sleuths & Snoopers - George Kelley Paperback & ..." and includes a brief description and a link to the full article. On the right side of the page, there is a sidebar with a search bar and a list of components: "Edit" and "Inherited Paragraphs". Below the sidebar, there is a dashed box with the text "Drag components or assets here".

Search Results - UBCMS Demo Site

University at Buffalo The State University of New York | REACHING OTHERS

UBCMS Demo Site

SEARCH CQ5

INFO FOR: Students Faculty Alumni

Template Examples Component Examples Design Examples Tests > JCR Shell

UBCMS Demo Site > Component Examples > Special Purpose Components > Search Results

Enter a keyword to search Web sites

kittens

Searched for 'kittens' Results 1 - 10 of about 210

Sort by date | Sort by relevance

[Peace Kittens K. Silem Mohammad](#)

K. Silem Mohammad. Peace Kittens. Peace through Superior Firepower ... peace is good for business ... my cousin "practicing" on kittens at home ...

epc.buffalo.edu/mags/vert/Vert_issue_8/ksilemmohammad.html - 2009-07-05

[PDF] [Wanted: Kitten Mitten Salesman](#)

Page 1. Wanted: Kitten Mitten Salesman Kitten Mittens and Co. is looking to hire a new sales associate for our new location. ...

www.acsu.buffalo.edu/~kodyfml/mockjobdescription.pdf - 2013-04-15

[nucats](#)

The New Kittens. Mojo - 11 weeks - 9/22/99. Griselda - 13 weeks - 9/22/99 6/99-6/01. Mojo - 6/10. Shnoz - 1 year - 6/01 Elusive and multi-toed. 6/30/01 ...

www.acsu.buffalo.edu/~kristal/nucats.htm - 2001-06-30

[Gumshoes, Sleuths & Snoopers - George Kelley Paperback & ...](#)

... The Case of the Careless Kitten. ... a kitten helps solve the crime by using its instincts and by Perry Mason's ability to read the animal's nature. ...

libweb.lib.buffalo.edu/kelley/plotsummaries/detail.asp?Title2=&ID=57

[Gumshoes, Sleuths & Snoopers - George Kelley Paperback & ...](#)

is rural, although there is discussion of the train approaching Chicago Motives: murder; film producer Vivien Spender murders Kitten

Edit

Inherited Paragraphs

Drag components or assets here

External Embed Examples

Find Faculty - UB School of Medicine and Biomedical Sciences

https://ubcms-author.buffalo.edu/content/medicine/faculty.html

University at Buffalo The State University of New York | REACHING OTHERS

School of Medicine and Biomedical Sciences

SEARCH SMBS

INFO FOR: Students Residents Faculty and Staff Alumni

About Us Education and Training Departments Research Patient Care News and Events > Find Faculty > Apply Now > Make a Gift

School of Medicine and Biomedical Sciences > Find Faculty

Faculty Profiles

Faculty A-Z Faculty by Research Interest Faculty by Department Search Faculty

A

Abeles, Jennifer, DO	Al-Atrash, Fida, MD	Ambrusko, Steven, MD, MS	Archer, Fred, III, MD
Above, Robert, MD	Al-Ibrahim, Omar, MD, FAAP	Amsterdam, Daniel	Arnoldi-Jolley, Kyle
Above, Tova, MD	Albini, Christine, MD, PhD	Anders, Mark, MD	Aronica, Michael, MD, MSc.
Abou Zied, Mohei	Alexander, Jessie, PhD	Anderson, Galvin, MD	Arora, Pradeep, MD
Adjei, Alex, MD, PhD	Alfaro-Franco, Carina, MD	Andreadis, Stylianos, PhD	Arshad, Ayesha, MD
Adragna, Michael, MD	Alkhouri, Razan, MBBS	Anker, Jeffrey	Auerbach, Anthony
Ahmed, Qadeer, MBBS	Almyroudis, Nikolaos, MD	Antonius, Daniel, PhD	Awayda, Mouhamed
Ahuja, Karuna, MD	Alvarez Perez, Amy	Appasamy, Suresh, MD	Azadfard, Mohammadreza, MD
Akl, Elie, MD, PhD, MPH	Ambrus, Jr., Julian, MD	Arana, Belito, MD	Azaula, Melissa, MD

B

Baddoura, Fady, MD	Basior, Jeanne	Bett, Glenna, PhD	Bou-Abdallah, Jad, MD
Badgalian, Rajendra	Basra, Manreet, MBBS	Bhatnagar, Jyotsna, MD	Bouton, Scott, MD
Bain, Andrew, MD	Bass, Caroline	Bhattacharjee, Arin, PhD	Bradfield-McGee, Kristina, DO
Baizer, Joan	Bass, Kathryn, MD	Bianco, Piero, PhD	Bradford, Peter, PhD
Baker, John, Ph.D.	Batra, Manav, MBBS	Billittier, Anthony	Braen, G. Richard
Baker, Robert, MD, PhD	Batt, Ronald, MD, PhD	Binette, J. Paul, MD	Brar, Mandeep, MD
Baker, Susan, MD, PhD	Baumgardner, Tiffani	Bissegger, Dawn	Brasher, Martin, MD

Edit ☐

Inherited Paragraphs ☐

Drag components or assets here

External Embed Examples

Find Faculty – UB School of Medicine and Biomedical Sciences

https://ubcms-author.buffalo.edu/content/medicine/faculty.searchfaculty.html?CFC__target=YQonkUB8tcudiD2jZev8sEGO2w-http%...

University at Buffalo The State University of New York | REACHING OTHERS

SCHOOL OF MEDICINE AND BIOMEDICAL SCIENCES

SEARCH SMBS

INFO FOR: Students Residents Faculty and Staff Alumni

About Us Education and Training Departments Research Patient Care News and Events > Find Faculty > Apply Now > Make a Gift

School of Medicine and Biomedical Sciences > Find Faculty

Faculty Profiles

Faculty A-Z Faculty by Research Interest Faculty by Department Search Faculty

Enter a name, keyword, or email

telemedicine

Results for “telemedicine”

> Sites (37) > SMBS Faculty (4)

Jehle, Dietrich, MD Assistant Medical Director, ECMC, Attending ED Physician
Specialty/Research Focus: *Emergency Medicine; Internal Medicine* Expand View Profile

Kufel, Thomas Clinical Associate Professor
Specialty/Research Focus: *Pulmonary & Critical Care Medicine* Expand View Profile

Martinez, Anthony, MD Clinical Associate Professor
Specialty/Research Focus: *Addictions; Gastroenterology; Infectious Diseases; Internal Medicine; Liver (Hepatology)* Expand View Profile

Edit

Inherited Paragraphs

Drag components or assets here

External Embed Examples

Faculty Profile - UB School x

https://ubcms-author.buffalo.edu/content/medicine/faculty/profile.html?ubit=mcain


University at Buffalo The State University of New York | REACHING OTHERS

SEARCH SMBS

INFO FOR: Students Residents Faculty and Staff Alumni

About Us Education and Training Departments Research Patient Care News and Events > Find Faculty > Apply Now > Make a Gift

School of Medicine and Biomedical Sciences > Find Faculty > Faculty Profile

 **Michael E. Cain MD**

Department of Medicine


Vice President for Health Sciences and Dean, School of Medicine and Biomedical Sciences

Specialty/Research Focus

Cardiology; Cardiovascular Disease; Clinical Cardiac Electrophysiology; Internal Medicine

Contact Information

155 Biomedical Education Building
Buffalo, NY 14214
Phone: (716) 829-3955
Fax: (716) 829-2179
Email: mcain@buffalo.edu
[View map](#)

 Log in to Update Your Profile

Overview Research Publications Activities

Professional Summary:

An internationally recognized cardiovascular physician-scientist, Dr. Cain is a specialist in abnormal heart rhythms. He is board-certified in internal medicine, cardiovascular diseases and clinical cardiac electrophysiology and pacing. He is a fellow of the American College of Cardiology, the American Heart Association and the Heart Rhythm Society.

A former associate editor of *Circulation*, Cain is a member of the editorial boards of the *American Journal of Cardiology*, the *Journal of Cardiovascular Electrophysiology*, *Nature Clinical Practice Cardiovascular Medicine and Heart Rhythm*.

External Embed Examples

The screenshot shows a web browser window with the address bar displaying <https://ubcms-author.buffalo.edu/content/www/ubit.html>. The page features a header with a navigation bar and a main content area with several embedded widgets.

Header:

- Navigation bar: UBIT logo, back, forward, and refresh buttons.
- Address bar: <https://ubcms-author.buffalo.edu/content/www/ubit.html>
- Star icon and menu icon.

Main Content Area:

- Read more:** A section with a red background and a large white 'M' logo. It includes a carousel of images (a person writing, a heart, a person sleeping, a person working) and a 'Read more' link.
- Work Anywhere >** Have access to your work wherever you need it.
- Getting Help >** Find ways to get help, or report a problem. Includes a 'CQ5' button and a help icon.

HTML Package:


Drag components or assets here

UI: Go to source of "Service Dashboard"

- ✓ Email
- ✓ HUB
- ✓ InfoSource
- ✓ Login
- ✓ MyUB
- ✓ Network
- ✓ Phones
- ✓ SIRI
- ✓ UBLeads
- ✓ Web Hosting
- ✓ Other

> See all UBIT Alerts
> Report a problem
> Read how status is determined

IT TIPS




Print When It's Convenient for You

Print files from your own computer to UB's printers.

Drag components or assets here

IT FACES & VOICES



"When I bring up a new idea or a different way to do something, I get immediate support. That trust really fosters creativity and innovation."

Joe Grupp >
Lead Developer / Analyst
Enterprise Application Services

Drag components or assets here

UBIT NEWS

- 4/15/14 [IT Staff: Join Us for the IPv6 Workshop](#)
- 4/15/14 [Life at UB...Hands Free?](#)
- 4/14/14 [IT Staff: Are Your Customers Ready for the Exchange Upgrade?](#)
- 4/14/14 [Earth Day, Every Day at UB](#)
- 3/31/14 [Oops, I Need That Voicemail Again!](#)
- 3/24/14 [Wi-Fi Won't Replace Wired in Medical School](#)
- 3/24/14 [Student Job Opportunity: Public Sites Consultant](#)

Drag components or assets here

Drag components or assets here

External Embed Examples

UBIT Alerts - UBIT

https://ubcms-author.buffalo.edu/content/www/ubit/news/alerts.html

UBIT Information Security Alerts

Edit

Drag components or assets here

Inherited Paragraphs

maintenance.

Drag components or assets here

CQ5

View All | View by Service Category

Today's Unplanned Outages and Emergency Maintenance

See if a problem you are having with an IT service is being experienced by others:
Includes unplanned service outages and maintenance scheduled with less than 24 hours notice.

- [IT Security Alert: Cyber-Related Scams Targeting Universities, Employees and Students - Wed., 5/7/2014 2:30 p.m. EDT](#)
Posted 5/7 3:07 pm
- [Media Streaming Service Intermittent During Maintenance - Thu., 5/8/2014 4:00 - 6:30 a.m. EDT](#)
Posted 5/7 2:40 pm
- [CANCELED: Lockwood Library Network and Telephones Briefly Unavailable During Maintenance - Monday, 05/12/2014 06:00 a.m. - 07:00 a.m. EDT](#)
Posted 5/7 1:24 pm

Scheduled Maintenance

Plan around future maintenance to IT systems:
Includes current and near-future activities related to the upkeep of IT services.

- [UBUnix System Unavailable During Maintenance - Wednesday, 5/7/2014 5:30 a.m. - 6:30 a.m. EDT](#)
Posted 4/30 8:48 am
- [Center Of Excellence \(COE\) and UB Downtown Gateway Network and Telephones Briefly Unavailable During Maintenance - Wednesday, 5/7/2014 2:00 a.m. - 6:00 a.m. EDT](#)
Posted 4/30 8:51 am
- [Lockwood Network Briefly Unavailable - Wednesday, 05/07/2014 05:00 a.m. - 07:00 a.m. EDT](#)
Posted 5/7 4:47 am

Settings

The screenshot shows a web browser window with the URL `https://ubcms-author.buffalo.edu/content/demo/components/developer/external.html`. The page title is "External Embed - UBCMS". The browser's address bar shows the URL. The page has a navigation bar with tabs: "Template Examples", "Component Examples", "Design Examples", and "Tests". The "Component Examples" tab is active. Below the navigation bar, there is a breadcrumb trail: "UBCMS Demo Site > Component Examples > Developer Components > External Embed".

The main content area is titled "External Embed". It contains a description: "This content is drawn in on demand from an [external location](#) through a server-side HTTP request using the CQ 'External' component."

Below the description is a dialog box with the title "External". The dialog box has three tabs: "External", "Filters", and "Wrapper". The "External" tab is active. It contains the following fields:

- Target application:** `http://www.buffalo.edu/ubcms/demo/externi`
URL of web application to be included
- Rewrite limit:** `Host` (dropdown menu)
- Pass parameters:** ☒
- Component handle:** `* Show (default)` (dropdown menu)
- Description:** `Example Embed`
The description is shown in the component handle in author mode.
- Timeout (ms):** (empty text field)
TCP connection timeout in milliseconds (default is 20000)

At the bottom of the dialog box are "OK" and "Cancel" buttons.

On the left side of the page, there is a sidebar with the following sections:

- Component Examples**
 - Content Components
 - Shared Content Components
 - Developer Components
 - > Shared Content Reference
 - > HTML Package
 - > HTML Snippet
 - > External Embed
 - > Errors
 - > Tab Panel
 - Special Purpose Components
- Edit** (checkbox)
- Inherited Paragraphs** (checkbox)
- Drag components or assets here** (dashed box)

On the right side of the page, there is a sidebar with the following sections:

- CQ5** (dropdown menu)
- Edit** (checkbox)
- Inherited Paragraphs** (checkbox)
- Drag components or assets here** (dashed box)

Settings

The screenshot shows a web browser window with the address bar displaying `https://ubcms-author.buffalo.edu/content/demo/components/developer/external.html`. The browser's tab is labeled "External Embed - UBCMS". The page has a navigation bar with tabs: "Template Examples", "Component Examples" (active), "Design Examples", and "Tests". Below the navigation bar is a breadcrumb trail: "UBCMS Demo Site > Component Examples > Developer Components > External Embed".

On the left side, there is a sidebar with a "Component Examples" section. It contains sub-sections: "Content Components", "Shared Content Components", "Developer Components" (with sub-items: "Shared Content Reference", "HTML Package", "HTML Snippet", "External Embed", "Errors", "Tab Panel"), and "Special Purpose Components". Below the sidebar are two buttons: "Edit" and "Inherited Paragraphs".

The main content area is titled "External Embed". It contains a paragraph: "This content is drawn in on demand from an [external location](#) through a server-side HTTP request using the CQ 'External' component." Below this is a dialog box with three tabs: "External" (active), "Filters", and "Wrapper".

The "External" tab contains the following fields:

- Target application:** A text field with the value `http://www.buffalo.edu/ubcms/demo/externi`. Below it is a small text label: "URL of web application to be included".
- Rewrite limit:** A dropdown menu with the value "Host".
- Pass parameters:** A dropdown menu with the value "No limit".
- Component handle:** A dropdown menu with the value "Host".
- Component handle:** A dropdown menu with the value "Off".
- Description:** A text field with the value "Example Embed". Below it is a small text label: "The description is shown in the component handle in author mode."
- Timeout (ms):** A text field. Below it is a small text label: "TCP connection timeout in milliseconds (default is 20000)".

At the bottom of the dialog box are two buttons: "OK" and "Cancel".

On the right side of the page, there is a "CQ5" logo and a "JCR Shell" link. Below the logo is a section titled "Edit" with a sub-section "Inherited Paragraphs". Below this is a dashed box with the text "Drag components or assets here".

Rewrite Limit Setting

- **Off**

- all embedded links leave UBCMS

- **Host**

- links outside your app leave UBCMS

- **No limit**

- all clicks stay within UBCMS

Rewrite Limit Setting

- **Off**

- simple piece of content

- **Host**

- multi-page app

- **No limit**

- unsafe

Settings

The screenshot shows a web browser window with the address bar displaying `https://ubcms-author.buffalo.edu/content/demo/components/developer/external.html`. The browser's tab is labeled "External Embed - UBCMS". The page has a dark navigation bar with tabs for "Template Examples", "Component Examples", "Design Examples", and "Tests". Below this, a breadcrumb trail reads "UBCMS Demo Site > Component Examples > Developer Components > External Embed".

On the left, a sidebar titled "Component Examples" contains a tree view with categories: "Content Components", "Shared Content Components", "Developer Components" (expanded), and "Special Purpose Components". Under "Developer Components", there are links for "Shared Content Reference", "HTML Package", "HTML Snippet", "External Embed" (selected), "Errors", and "Tab Panel".

The main content area is titled "External Embed". It contains a paragraph: "This content is drawn in on demand from an [external location](#) through a server-side HTTP request using the CQ 'External' component." Below this is a modal dialog box with three tabs: "External", "Filters", and "Wrapper". The "External" tab is active, showing two empty text input fields, a green up arrow, a green down arrow, a red minus button, and an "Add Item" link with a green plus icon. Below the inputs, there is a note: "Add search regular expressions and replacement patterns. Test and learn about regular expressions at [http://www.regexplanet.com/simple/](\"http://www.regexplanet.com/simple/\")". At the bottom of the dialog are "OK" and "Cancel" buttons.

On the right side of the page, there is a "CQ5" header with a dropdown menu and a question mark icon. Below it, a section titled "Edit" contains a sub-section "Inherited Paragraphs" with a checkbox. A dashed box below this section contains the text "Drag components or assets here".

Settings

The screenshot shows a web browser window with the address bar displaying `https://ubcms-author.buffalo.edu/content/demo/components/developer/external.html`. The browser's tab is labeled "External Embed - UBCMS". The page has a navigation bar with tabs: "Template Examples", "Component Examples" (active), "Design Examples", and "Tests". Below the navigation bar is a breadcrumb trail: "UBCMS Demo Site > Component Examples > Developer Components > External Embed".

On the left side, there is a sidebar titled "Component Examples" with a tree view containing:

- Content Components
- Shared Content Components
- Developer Components
 - > Shared Content Reference
 - > HTML Package
 - > HTML Snippet
 - > External Embed (selected)
 - > Errors
 - > Tab Panel
- Special Purpose Components

Below the sidebar, there are two sections: "Edit" with an "Edit" button and "Inherited Paragraphs" with an "Inherited Paragraphs" button. Below these is a dashed box with the text "Drag components or assets here".

The main content area is titled "External Embed". Below the title is a paragraph: "This content is drawn in on demand from an [external location](#) through a server-side HTTP request using the CQ "External" component."

Below the paragraph is a dialog box with three tabs: "External", "Filters", and "Wrapper" (active). The "Wrapper" tab contains two text areas: "Before HTML" and "After HTML". The "Before HTML" text area contains the following CSS code:

```
<style type="text/css">
.patientform {
  position: relative;
  background: #E5E5E5;
}
```

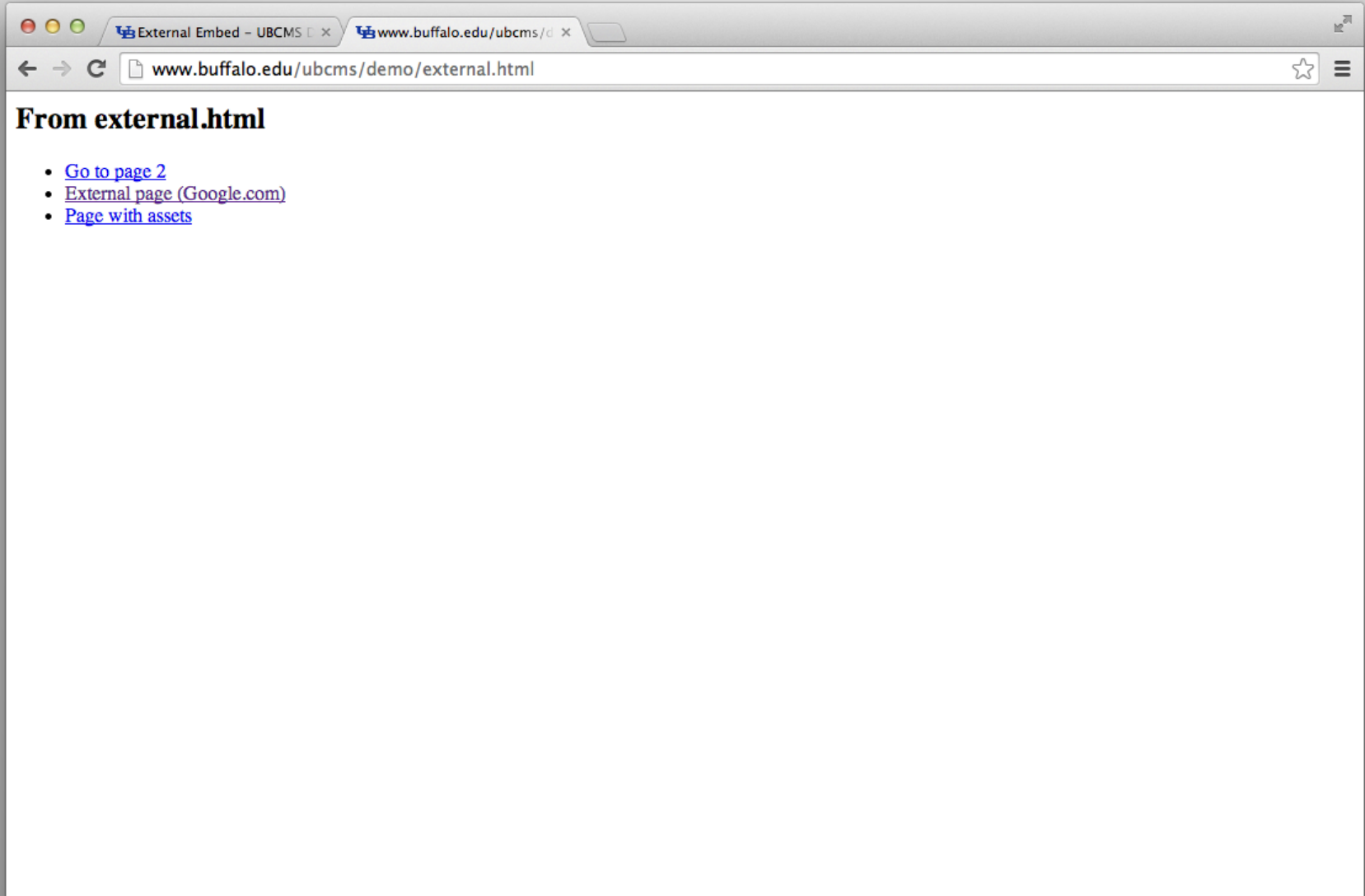
The "After HTML" text area is empty. At the bottom of the dialog box are "OK" and "Cancel" buttons.

On the right side of the page, there is a "CQ5" header with a dropdown menu and a question mark icon. Below it is an "Edit" button and a section titled "Inherited Paragraphs" with an "Inherited Paragraphs" button. Below this is a dashed box with the text "Drag components or assets here".

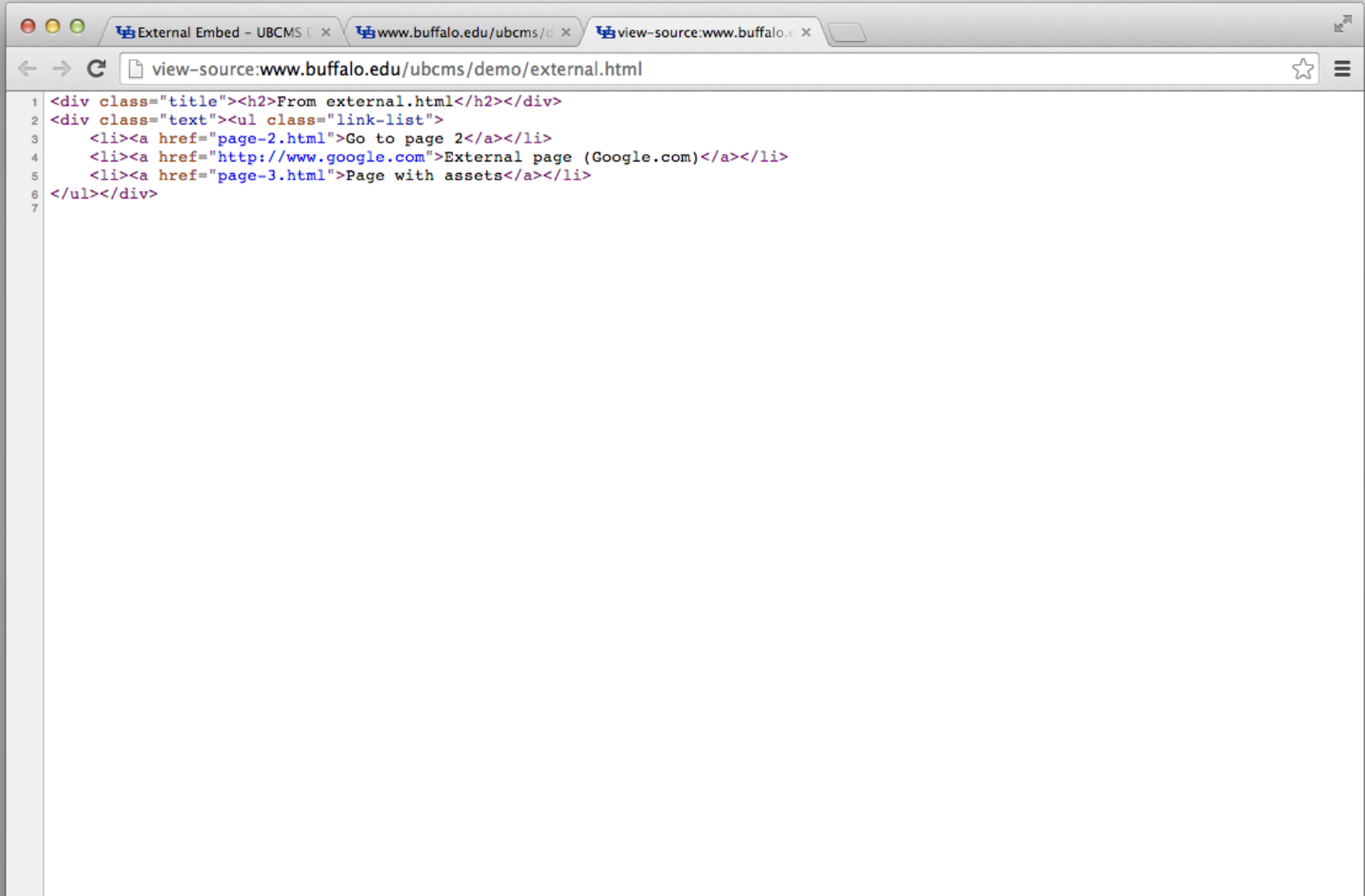
Writing an External App

- HTML fragment
- External assets (CSS, images, etc.)
- Matching UBCMS look and feel
- Link rewriting
- Forms and parameters

Writing an External App



Writing an External App



The image shows a web browser window with three tabs. The active tab is titled 'view-source:www.buffalo.edu' and the address bar shows the URL 'view-source:www.buffalo.edu/ubcms/demo/external.html'. The main content area displays the source code of an HTML file, which is a list of links. The code is as follows:

```
1 <div class="title"><h2>From external.html</h2></div>
2 <div class="text"><ul class="link-list">
3   <li><a href="page-2.html">Go to page 2</a></li>
4   <li><a href="http://www.google.com">External page (Google.com)</a></li>
5   <li><a href="page-3.html">Page with assets</a></li>
6 </ul></div>
7
```

Writing an External App

```
234 background: url(/etc/designs/ubcms/clientlibs-main/images/button-default-cap-on.png) right top;
235 text-decoration: none;
236 }
237 </style><!-- external request: GET http://www.buffalo.edu/ubcms/demo/external.html --><div class="title"><h2>From external.html</h2>
</div>
238 <div class="text"><ul class="link-list">
239   <li><a href="/content/demo/components/developer/external.html?CFC__target=DLlullcGUqu4qDwL3kRT80v0SBs-
http%3A%2F%2Fwww.buffalo.edu%2Fubcms%2Fdemo%2Fpage-2.html">Go to page 2</a></li>
240   <li><a href="http://www.google.com">External page (Google.com)</a></li>
241   <li><a href="/content/demo/components/developer/external.html?CFC__target=bCxYBxALurmlxMkCFnu7dkFPJSg-
http%3A%2F%2Fwww.buffalo.edu%2Fubcms%2Fdemo%2Fpage-3.html">Page with assets</a></li>
242 </ul></div></div>
243 </div>
244 <div class="mobile-content-bottom" data-set="content-bottom"></div></div>
245   <div id="right">
246     <div class="parsys iparsys rightcol"><div class="iparys_inherited"><div class="parsys
iparsys rightcol">
247 </div>
248 </div>
249 </div>
250 </div>
251   <div id="left">
252     <div class="listchildren leftnav"><div class="inner">
253 <h1 class="title"><a href="/content/demo/components.html"><span class="title">Component Examples</span></a></h1><ul class="menu nav-
level-1"><li class="first"><a href="/content/demo/components/content.html">Content Components</a></li><li><a
href="/content/demo/components/shared.html">Shared Content Components</a></li><li class="active-trail"><span><a
href="/content/demo/components/developer.html">Developer Components</a></span><ul class="menu nav-level-2"><li class="first"><a
href="/content/demo/components/developer/dynamic_reference.html">Shared Content Reference</a></li><li><a
href="/content/demo/components/developer/html.html">HTML Package</a></li><li><a
href="/content/demo/components/developer/html_snippet.html">HTML Snippet</a></li><li class="active-trail"><span><a class="active"
href="/content/demo/components/developer/external.html">External Embed</a></span><ul class="menu nav-level-3"><li class="first"
last"><a href="/content/demo/components/developer/external/errors.html">Errors</a></li></ul></li><li class="last"><a
href="/content/demo/components/developer/switch.html">Tab Panel</a></li></ul></li><li class="last"><a
href="/content/demo/components/special.html">Special Purpose Components</a></li></ul><div class="relatedLinks
relatedlinksreference"></div>
254 </div>
255 <div class="left-col-shadow"></div>
256 </div>
257 <div class="parsys iparsys leftcol"><div class="iparys_inherited"><div class="parsys iparsys leftcol">
258 </div>
259 </div>
260 </div>
261 <div class="left-col-cap"></div>
262 </div>
```

Writing an External App

- HTML fragment
- External assets (CSS, images, etc.)
- Matching UBCMS look and feel
- Link rewriting
- Forms and parameters

Special Considerations, Limitations

- Errors
- Caching
- Security
- SSL
- Cookies
- Authentication
- HTTP headers
- Redirects
- Bugs
- Existing apps
(possibly out of your control)

Errors

The screenshot shows a web browser window with the address bar displaying <https://www.buffalo.edu/content/demo/components/developer/external/errors.html>. The page header includes the University at Buffalo logo and the text "University at Buffalo The State University of New York | REACHING OTHERS". The main content area is titled "UBCMS Demo Site" and features a search bar and navigation tabs for "Template Examples", "Component Examples", "Design Examples", and "Tests". The "Component Examples" tab is selected, and the "Errors" link in the breadcrumb trail is highlighted. The left sidebar lists various component categories, with "Developer Components" expanded to show "Errors". The main content area displays three error messages, each with a warning icon and a description of the error.

Errors – UBCMS Demo Site ×

← → ↻ <https://www.buffalo.edu/content/demo/components/developer/external/errors.html> ☆ ☰

University at Buffalo The State University of New York | REACHING OTHERS

UBCMS Demo Site

SEARCH

INFO FOR: Students Faculty Alumni

Template Examples Component Examples Design Examples Tests > JCR Shell

UBCMS Demo Site > Component Examples > Developer Components > External Embed > Errors

Component Examples

- Content Components
- Shared Content Components
- Developer Components
 - > Shared Content Reference
 - > HTML Package
 - > HTML Snippet
 - > External Embed
 - > Errors
 - > Tab Panel
- Special Purpose Components

Errors

404 Error

⚠ There was an unexpected error contacting the server at **www.google.com**. This information may be temporarily unavailable. (404 Not Found)

Unknown Host

⚠ There was an unexpected error contacting the server at **does-not-exist-12345.com**. This information may be temporarily unavailable. (Unknown host)

Connection Reset

⚠ There was an unexpected error contacting the server at **www.google.com**. This information may be temporarily unavailable. (org.apache.commons.httpclient.NoHttpResponseException: The server www.google.com failed to respond)

500 Error

⚠ There was an unexpected error contacting the server at **status.savanttools.com**. This information may be temporarily unavailable. (500 Internal Server Error)

Special Considerations, Limitations

- Errors
- Caching
- Security
- SSL
- Cookies
- Authentication
- HTTP headers
- Redirects
- Bugs
- Existing apps
(possibly out of your control)